



**COMPONENT**  
HARDWARE®

# PRODUCT AND SERVICES OVERVIEW

Your Global Partner for Innovative Solutions.

# COMPONENT HARDWARE

## ABOUT US

- Innovative manufacturer of specialty components and customized solutions since 1981
- Market leader with extensive engineering, global manufacturing and distribution capabilities
- Serving the foodservice, healthcare, hospitality, commercial and institutional markets
- Offering a wide array of commercial plumbing products, kitchen exhaust system components, fabrication hardware and refrigeration hardware
- Providing the industry's best casting, forging, stamping, machining, injection molding, extruding, fabrication and custom sub-assembly solutions

## WHY YOU SHOULD CHOOSE US

- **A trusted and valued supply partner**, solving our customers' problems - saving them time, money, and headaches
- **Global Supply Chain** ensures on-time delivery of quality products wherever you may need them to keep your production lines running smoothly and efficiently
- Our meticulous **Quality Assurance team** insures our products meet or exceed all market standards and regulatory requirements
- Ability to **cost-effectively engineer** and build specialty or proprietary component and subassembly solutions on projects of all sizes
- **Global engineering and manufacturing capabilities**, including machining, metal forming, forging, stamping, die and sand casting, plastic injection molding, extruding, fabrication and subassembly operations allow for complete design and customization flexibility
- **Comprehensive product catalog** of over 9,000 items including specialty and customer-proprietary items
- Our **virtual manufacturing model** permits us to own our product designs and tooling without incurring the prohibitive expenses of owning the physical production facilities

## WHERE TO FIND US

- Headquartered in Lakewood, NJ, USA with warehouses and sales offices located throughout the United States, Canada, Asia and Europe
- International distribution network ensures timely delivery of quality products to virtually any location in the world
- Follow us on LinkedIn, Facebook, Instagram and Twitter
- For further information, please visit our web site at: [www.componenthardware.com](http://www.componenthardware.com)



Lakewood, New Jersey



Fullerton, California



Dallas, Texas



Markham, Ontario



Breda, Netherlands

## Innovative Engineering

Strategic Solutions Provider – our dedicated team supports all your engineering and manufacturing needs from start to finish, whether it is a full concept design or just minor design changes to an existing product. We have the ability to develop unique custom solutions with a full staff of qualified mechanical and electrical engineers and offer comprehensive customer product design support with onsite design and technical assistance. It is our consultative design, reverse engineering capabilities, fast project/quote turnaround, value engineering for cost reduction and numerous patented and trademarked products that keep our customers coming back.

Our team of certified SolidWorks 3-D CAD professionals use 3-D rapid prototype modeling to help get from concept to prototype to production in the shortest time possible at the lowest possible cost.

Global Regulatory Compliance – our engineers work with outside testing agencies to insure your products meet or exceed all regulatory requirements, including NSF, UL, CE, WRAS, NFPA, and RoHS.



## Supply Chain Optimization

Strategic Warehousing – we're committed to insuring we have the required high-quality finished parts on our shelves at all times, to take your production to the next level – we make a large investment in inventory, so our customers don't have to.

Over 250,000 sq. ft. of dedicated warehouse space in the U.S., Canada and Europe.


Global Distribution Network – our global network of distributors ensures an uninterrupted supply of products – delivering what you need, when you need it.

International Logistics – our knowledgeable staff will insure the smooth, timely delivery of product wherever your facilities may be located.

## Custom Subassemblies

We are a strategic manufacturing partner by simplifying your production processes, so you can concentrate on your core business.

We have the capability to supply complex, subassemblies and complete assemblies. Besides supplying the individual component parts we are traditionally known for, like bearings and drawer slides, we can also help you to design and manufacture complete product assemblies and sub-assemblies to save you additional time and money.



© COPYRIGHT 2019, COMPONENT HARDWARE GROUP, INC. CAT-OVERVIEW REV. 10/19

All photographs and illustrations are considered to be a representation of the actual item. In some cases there may be slight variations. This catalog, copy, part numbers and unique method of illustrating products is copyrighted by Component Hardware Group. All rights reserved. No portion of this catalog may be reproduced in any form or by any means in whole or in part, without the written consent of Component Hardware. Component Hardware reserves the right to make any and all changes and to discontinue any of its products without notice.

Not responsible for typographical errors.



800-526-3694



800-513-3078



**COMPONENT  
HARDWARE**



# GLOBAL MANUFACTURING CAPABILITIES

## Forging

Forging is the oldest metal working process known to man and is the term used for shaping metal by using localized compressive forces. Cold forging is done at room temperature or near room temperature. Hot forging is done at a high temperature, which makes metal easier to shape and less likely to fracture. Warm forging is done at intermediate temperature between room temperature and hot forging temperatures. Forged parts can range in size from 2 oz. to 3 lbs. Forged parts usually require further processing to achieve a finished part. Forging results in metal that is stronger than cast or machined metal parts and can impart a high strength-to-weight ratio.




## Die Casting

During the die casting process, engineers inject molten metal into a steel mold, often under intense pressure. The sizes of the machines differ depending on the size of the respective mold. The complete die casting cycle varies depending on the weight and size of the components. Die casting is the fastest way of producing precise, high-quality, nonferrous metal parts.




## Sand Casting

Sand casting, also known as sand molded casting, is a metal casting process characterized by using sand as the mold material. The term "sand casting" can also refer to an object produced via the sand casting process. Sand castings are produced in specialized factories called foundries.



## Investment Casting

Investment casting or lost wax casting is a process in manufacturing whereby a refractory ceramic material is used to coat a wax pattern. The geometry of the ceramic material takes the casting shape once it has fully hardened. The wax is melted, discharged from the mold and molten metal and poured into the wax pattern's cavity. Investment casting allows for the production of accurate components repetitively.



## Stamping

Stamping features a versatile range of sheet-metal forming manufacturing processes which include punching using a stamping press, bending, embossing or coining. Stamping can be done on sheet metal and some other materials such as polystyrene. A progressive die stamping process is characterized by multiple cutting and forming operations that take place simultaneously. Common materials used for progressive die stamping include various grades of stainless steel and cold rolled commercial steel. Also, tooling is generally less expensive here.



# GLOBAL MANUFACTURING CAPABILITIES



## Machining

Our machining operations are categorized into milling, turning, tapping, threading, and drilling. These operations use milling machines to cut workpieces while drilling operations use rotating cutters to produce and refine holes. Threading and tapping are processes that form or cut female and male mating pairs. All these procedures are essential and support our commercial kitchen components manufacturing.



## Plastic Injection Molding & Extruding

Plastic injection molding is a process that produces thermosetting and thermoplastic materials. It entails injecting molten plastic into a mold at high pressure, usually the inverse of the shape of the product. Then, molds are created using metal by mold makers or tool makers who use aluminum or steel to form the required features with utmost precision. Commonly used materials are ABS Nylon, polystyrene, polypropylene, PVC, and polyethylene.



## Wire Forming




Also referred to as wire forming or fabrication, metal forming involves bending and stamping wires into fabricated forms to create a wide range of items. Common products include wire racks, hooks, specialty pins, springs, clips, and other customized products. Our engineers perform wire forming processes either manually or using CNC machines. Stamping involves placing a stamp sheet metal, in either coil or blank form, into a stamping press. During the procedure, the die surface and a tool form a net-shaped product. Materials commonly used include various grades of stainless steel, commercial steel, and cold-rolled steel.

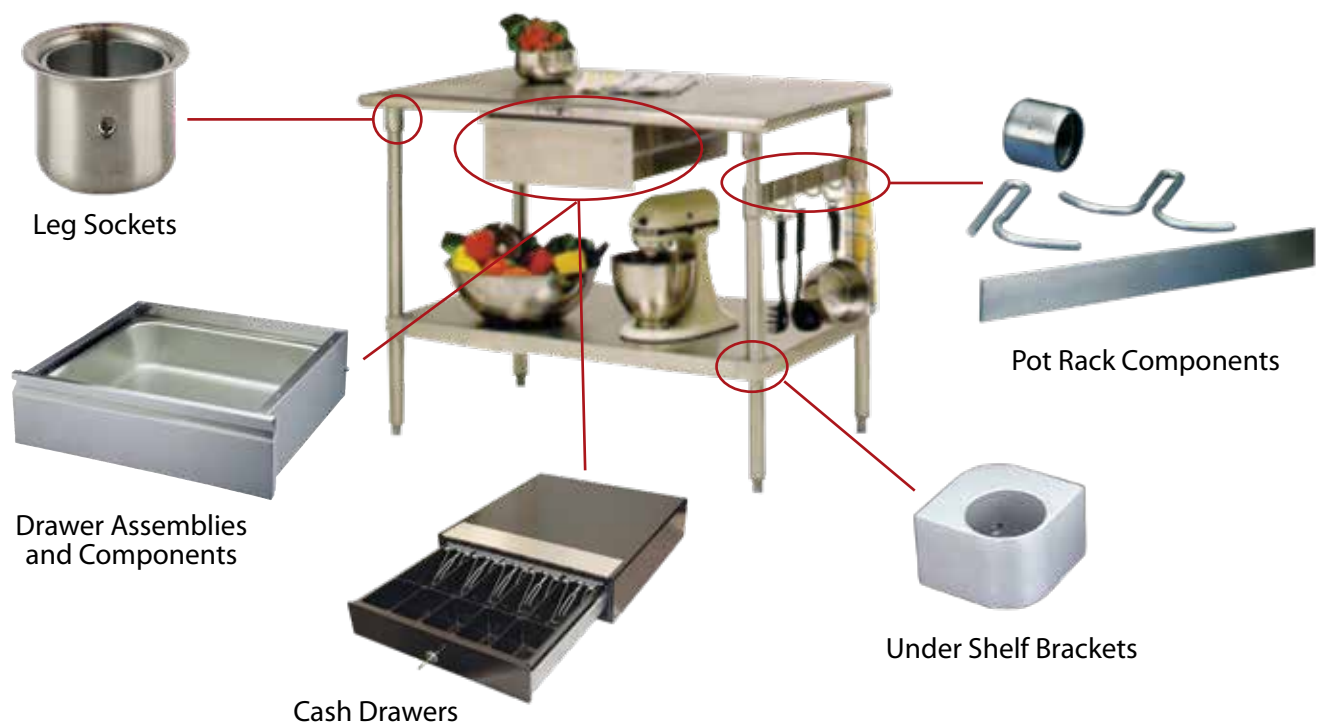


## Plating & Powder Coating

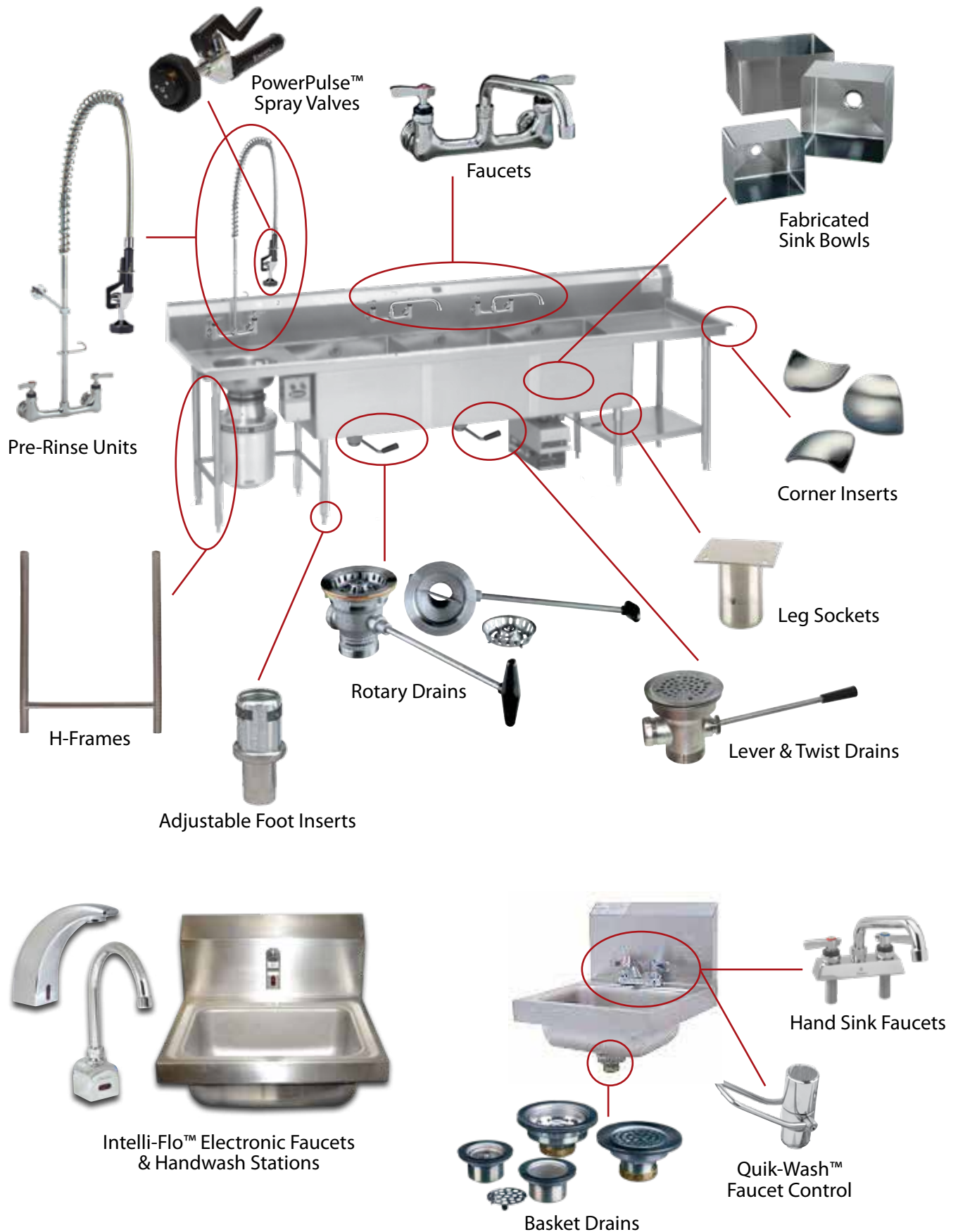
This is a collective name for surface-covering techniques that involve depositing a metal into a conductive surface. Plating prevents corrosion of electronic devices, faucets, and hinges. It influences product attributes such as wear-ability, paint adhesion, shielding, and conductivity. We specialize in zinc plating, electroplating, chrome plating, and nickel plating. Powder coating involves applying a distinctive dry powder coating, which does not need a solvent to keep the filler parts and binder in a liquid form. Engineers apply the powder electrostatically and cure it under heat to form a layer. The finish that it creates to our plumbing component manufacturing is tougher and harder than that of paint.



# WORK TABLES







# COOKING HOODS

Stainless Steel, Aluminum, Galvanized  
Baffle Grease Filters & Spark Arrestor Filters



UL Fire Rated Grease Duct  
Access Doors

Air Dampers & Diffusers



Silicone Sealant



Cap Strip & Divider Bar



Grease Cups and  
Grease Drains



Canopy Hood LED Lighting



Quick-Tite Fittings & Hole Plugs



Fan Hole Plug & Hinge Kit


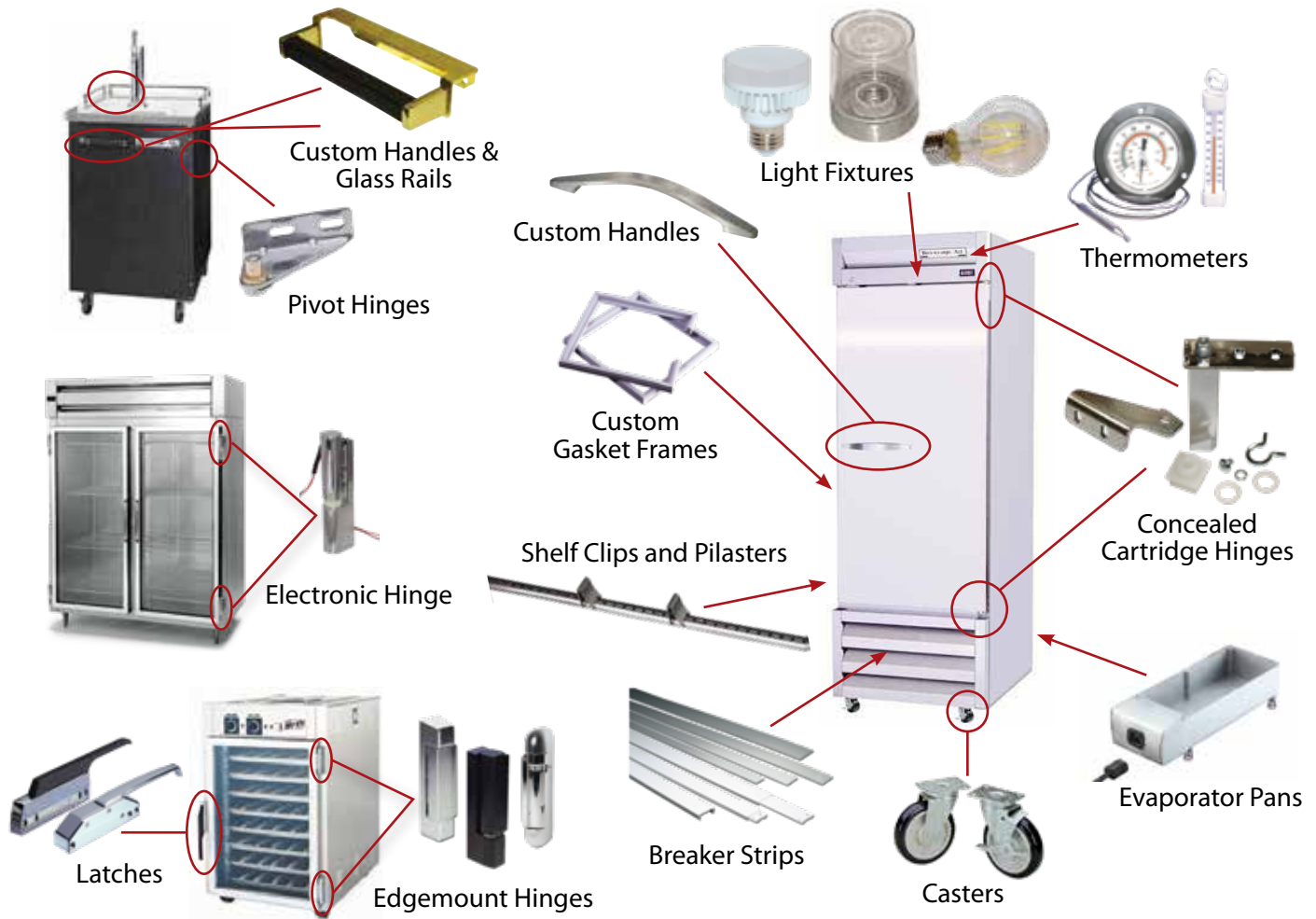


Grease Interceptor

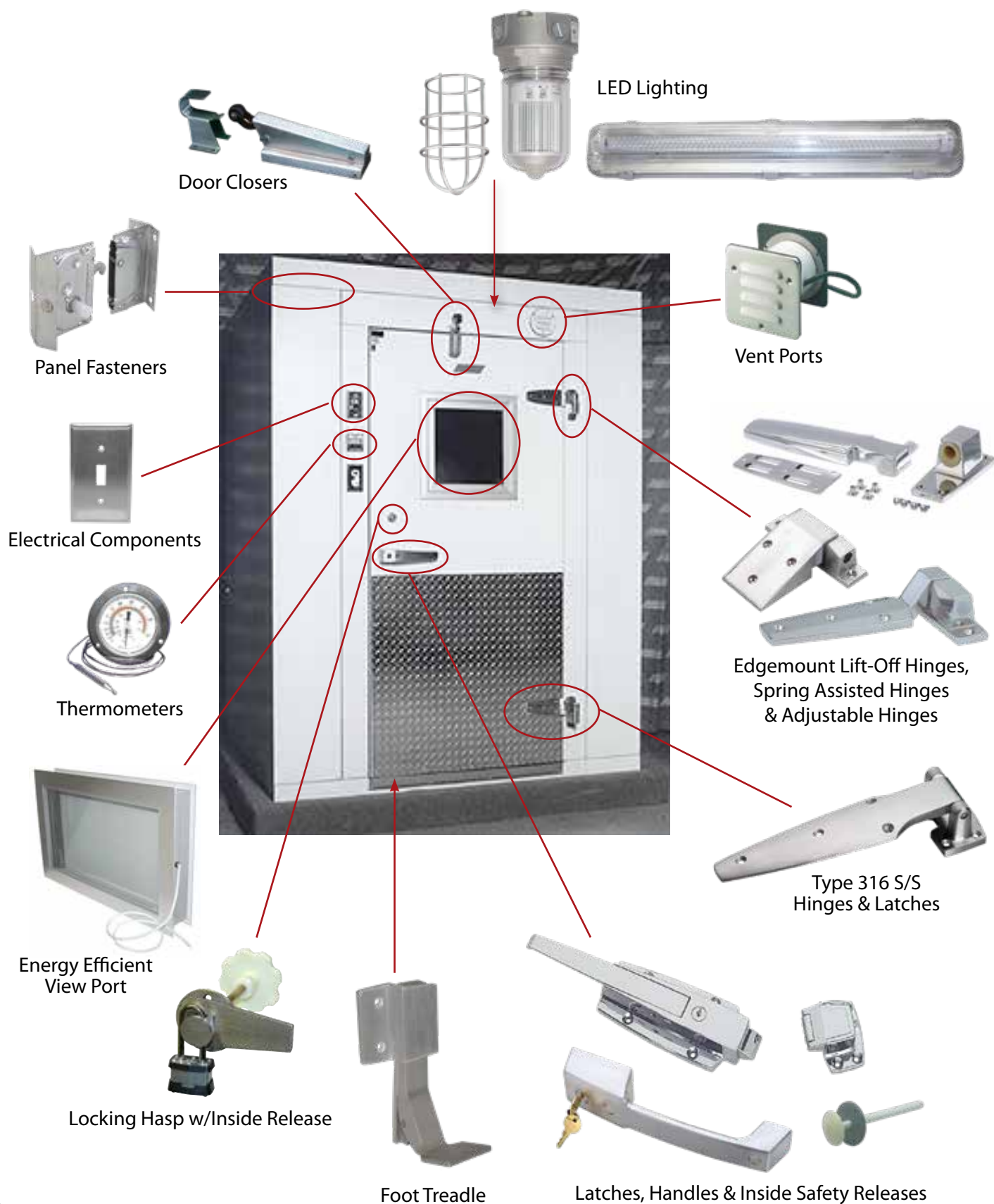




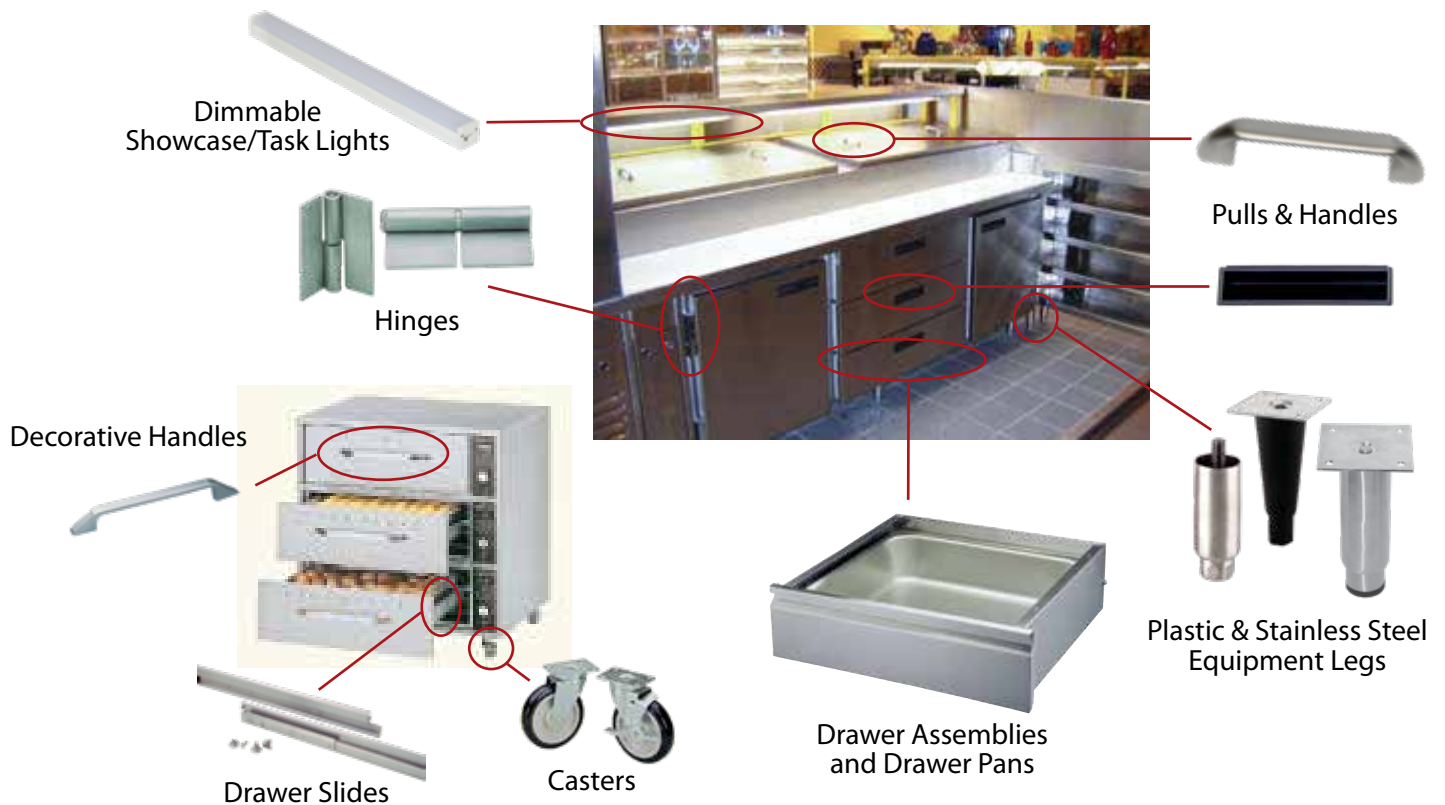
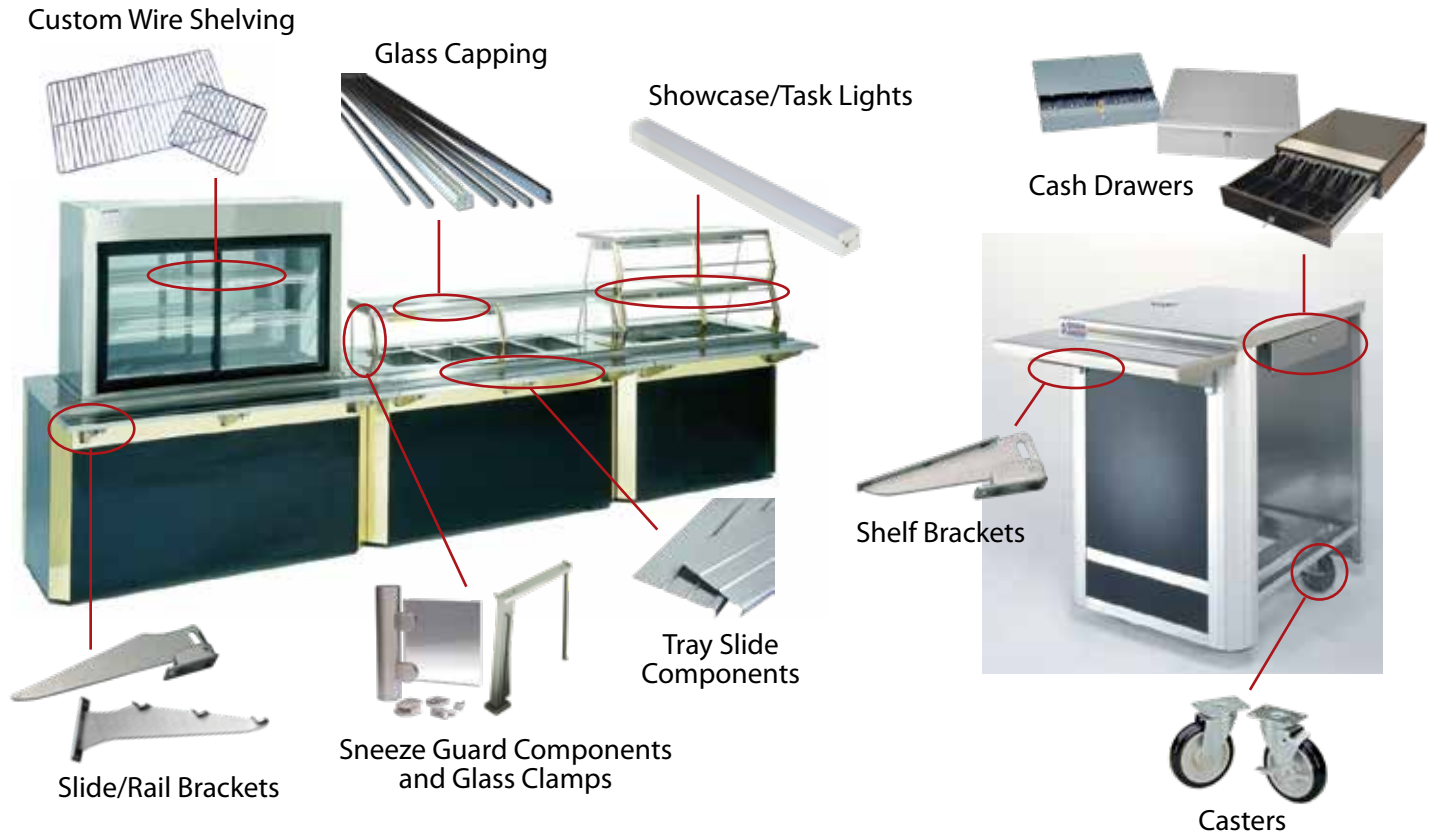
# REFRIGERATION AND CASTERS



# WALK-IN REFRIGERATION

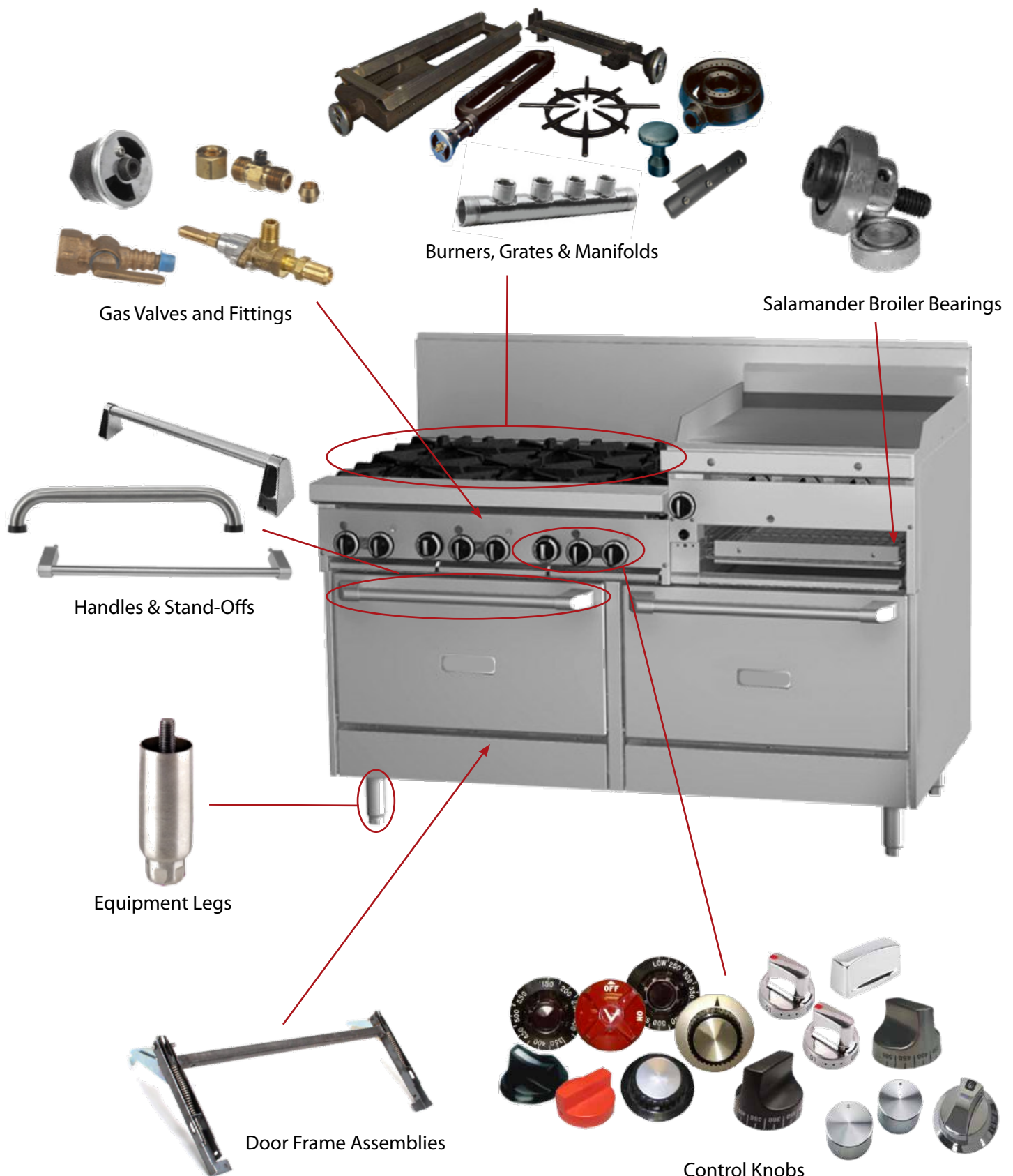


# CAFETERIA AND CABINET HARDWARE





# HOT SIDE COMPONENTS



# LED LIGHTING SOLUTIONS

## HOT SIDE APPLICATIONS



Recessed Mount  
LED Exhaust Hood Light



Surface Mount  
LED Exhaust Hood Light



Recessed Mount  
LED Perimeter Light



Recessed Mount  
Dimmable LED Down Light

## COLD SIDE APPLICATIONS



LED Vapor-Tight Strip Light



Dimmable, Linkable  
LED Display Light



LED Appliance Bulb



LED Motion Sensor Light



6W LED A19 Filament  
Appliance Bulb



4W LED E17 Tubular Filament  
Appliance Bulb



# SUBASSEMBLIES


## BUILDING COMPONENTS AND SUBASSEMBLIES TO YOUR DESIGN

Besides supplying the individual component parts we are traditionally known for, we can also help you to design and manufacture complete assemblies and subassemblies to save you additional time and money.



### We Can Help You...

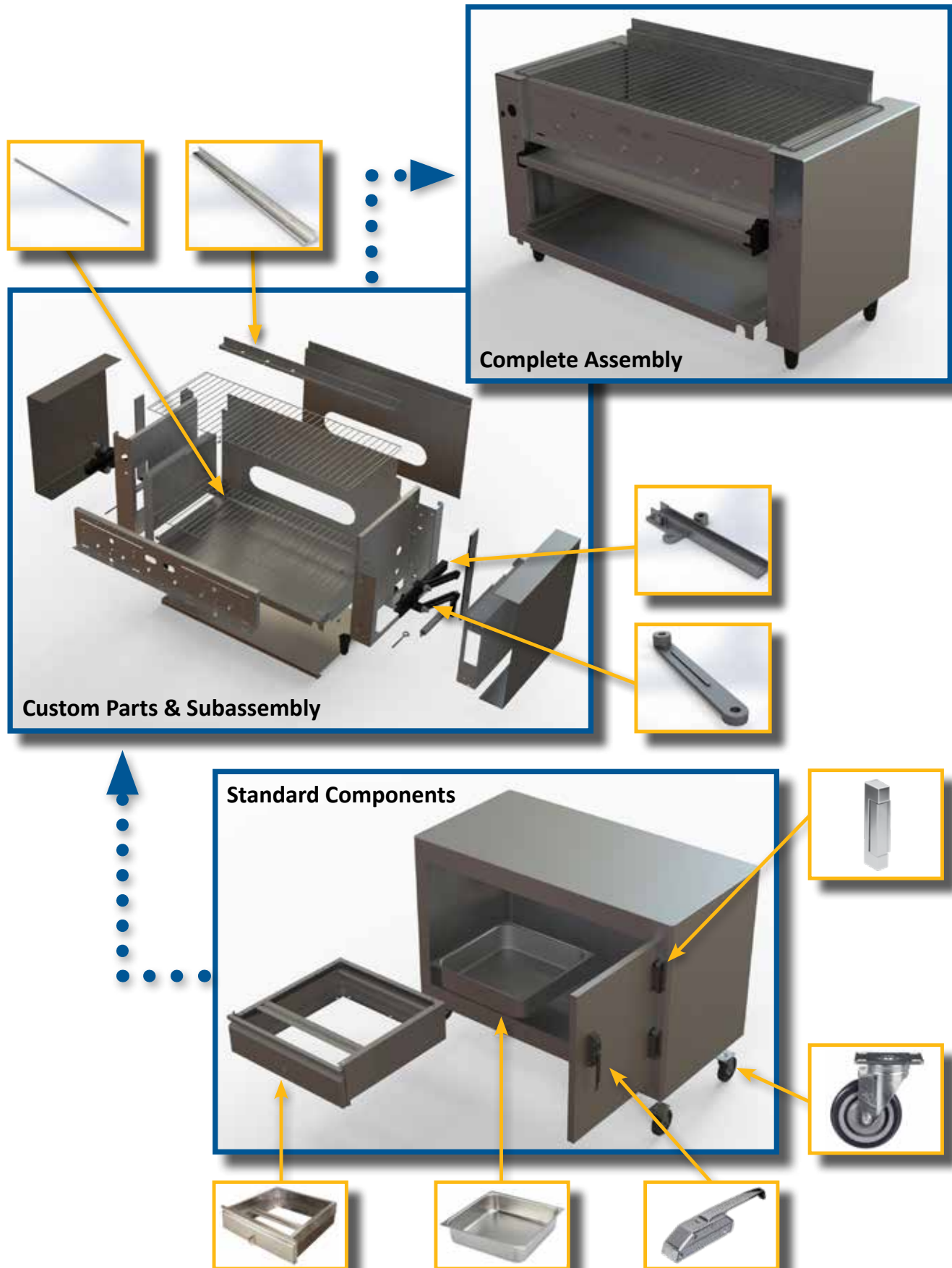
- Reduce labor costs
- Minimize inventory and obsolescence
- Take complexity out of manufacturing
- Reduce space/scrap/packaging



**Let Component Hardware build your components and subassemblies to reduce cost and improve profitability.**



# SUBASSEMBLIES



# CUSTOM PRODUCT CAPABILITIES

For many years, Component Hardware has been a trusted source for your individual component parts. Now, using our same reliable factories and supply chain, we can be trusted to furnish you with complex subassemblies and complete assemblies to help you take additional cost out of your procurement and production processes.




**Blower Fans**



**Cooling Fans**



**Fan Motors**



**Transformers**



**Fan Guards**

# CUSTOM PRODUCT CAPABILITIES



**Conveyer Belts**



**Handle Supports**



**Oven Thermostats**



**Oven/BBQ Grates & Grills**



**Spark Igniters**



**Heating Elements**





# INNOVATIVE NEW PRODUCTS



Pre-Rinse Spray Valves

**Cleans 43% Faster.  
Uses 58% Less Water\*.**

## Features & Benefits

- Easy retrofit to most existing pre-rinses – or available in a complete kit
- Unique pulsing action creates a high pressure stream powering off dried and baked on food in **LESS TIME** (as low as 12 seconds\*) with **LESS WATER** (up to 58% less vs. competitors\*)
- 3 year warranty
- Patent Pending



## PRE-RINSE SPRAY VALVE WITH GRIP


Model Number	Rated Flow	Spray Force
KLP50-0220-65	0.67 gpm	4.5 ozf
KLP50-0220-74	0.74 gpm	4.9 ozf
KLP50-0220105	1.05 gpm	6.8 ozf
KLP50-0220-12	1.22 gpm	7.3 ozf
KLP50-0220152	1.52 gpm	10 ozf

## PRE-RINSE SPRAY VALVE WITHOUT GRIP

Model Number	Rated Flow	Spray Force
KLP50-Y002-65	0.67 gpm	4.5 ozf
KLP50-Y002-74	0.74 gpm	4.9 ozf
KLP50-Y002105	1.05 gpm	6.8 ozf
KLP50-Y002-12	1.22 gpm	7.3 ozf
KLP50-Y002152	1.52 gpm	10 ozf

All flow rates are @ 60psi

\*Results provided by Fisher Nickel, Inc. Food Service Technology Center

Introducing   
**Intelli-Flo™**  
Electronic Faucets and  
Handwash Station

**Conserve Water & Save Energy –  
5 Month ROI \$**

## Features & Benefits

- 70% reduction in water consumption
- Outstanding battery life – 500,000 cycles which is over 11 years
- Energy-efficient “latching” solenoid – only uses power to open and close
- 20 second adjustable automatic time-out feature
- Reduced installation time – compact pre-assembled control housing and convenient all-inclusive packaging
- Active infrared – no hunting for “hot spot”
- Optimized sensor angle keeps water flow on hands – less splash



## ELECTRONIC FAUCETS

Model Number	Power	Description
KE19-1000-SC1	Battery	Gooseneck Wall Mount
KE19-1100-SC1	AC/DC*	
KE19-4000-SC1	Battery	Gooseneck Deck Mount
KE19-4100-SC1	AC/DC*	
KE21-7005-CB1	Battery	Lavatory Deck Mount
KE21-7105-CB1	AC/DC*	


## ELECTRONIC HANDWASH STATIONS

Thermostatic Mixing Valve	Power	Aerator
KE25-B031-CA1	Battery	.5GPM PCA Spray, Vandal Resistant
KE25-B131-CA1	AC/DC*	
KE25-B031-CB1	Battery	1.5GPM Laminar Flow, Antimicrobial, Vandal Resistant
KE25-B131-CB1	AC/DC*	

**SUPERIOR TECHNOLOGY  
FOR MORE SAVINGS**

## REVOLUTIONARY ELECTRONIC HINGE

Allows use of electrical components, such as LED lights, digital thermometers and heater wires, in the door while still permitting the door to be removed without tools.



Ref.	Model No.	Description
A	R51-2000	Hinge, Electronic, Edgemount Lift-Off, No Switch
B	R51-2000-RS	Hinge, Electronic, Edgemount Lift-Off, w/Push Button Switch (2 wires to run one accessory)
C	R51-2000-CS	Hinge, Electronic, Edgemount Lift-Off, w/Connector Switch (3 wires to run two accessories)

- Can power up to two electrical appliances per hinge using the UL Recognized integrated connector
- Hinge design allows for the use of electronic components, such as LED lights, thermometers and heater wires within the door while still permitting easy door removal without tools
- 48 VDC/VAC low voltage design is safe and energy efficient
- Patented pivoting electrical contact connection eliminates wire fatigue and movement during door operation, which could lead to failure
- Improved bracket and cam design extends the life cycle of the hinge and minimizes door wobble – tested above 250,000 cycles where one cycle is door opened and then closed
- Same mounting hole configuration as our popular R50-Series hinge allows for easy retrofit applications
- Improved cover design reduces the chance of the cover coming off in the field
- Die Cast Zamak® construction with polished chrome finish
- Non-Handed – cam is field reversible for left or right hand door applications
- Adjustable to compensate for gasket wear
- Hold Open Feature – dwell in cam allows door to remain open at 120-degrees for easy loading/unloading of product
- Overclose Feature – provides constant door pressure to insure a full gasket seal
- Patent 9,970,224 on model No. R51-2000-CS



# Your Global Partner for Innovative Solutions.

## **NORTH AMERICA**

**COMPONENT HARDWARE SOUTHWEST**  
Phone: 877-476-3700

**COMPONENT HARDWARE WEST**  
Phone: 800-227-3855

**COMPONENT HARDWARE - CANADA**  
Phone: 905-415-2280

**HYMAN PODRUSNIK CO., INC.**  
Phone: 877-853-4969  
[www.hphardwares.com](http://www.hphardwares.com)

**PEACHTREE DISTRIBUTING, INC.**  
Phone: 800-333-5151  
[www.pdiatlanta.com](http://www.pdiatlanta.com)

## **INTERNATIONAL**

**CHG EUROPE B.V.**  
Phone: (0)31-76-5968-699  
(Continental Europe)  
[www.chgeurope.nl](http://www.chgeurope.nl)

**CHG KEIL TRADING**  
Phone: +86-21-6440-1211  
(China & Asia)

**DUNN ENTERPRISES**  
Phone: 630-945-0128  
(Africa & Middel East)

**E.D.A. INTERNATIONAL CORP.**  
Phone: 305-669-1894  
(Latin America, Mexico & Carribbean)  
[www.edainternational.com](http://www.edainternational.com)

**MBH INTERNATIONAL SALES**  
Phone: 212-594-6700  
(Asia Pacific & New Zealand)  
[www.mbhinternational.com](http://www.mbhinternational.com)



1890 Swarthmore Avenue, Lakewood, NJ, 08701  
800-526-3694



150 Shields Court, Markham Ontario, L3R 9T5  
800-513-3078

[www.componenthardware.com](http://www.componenthardware.com)



**COMPONENT**  
**HARDWARE®**